

# SpaceControl Jeweller

Key fob for controlling the security system.



An Ajax hub is required for operation.  
Find the detailed information on the device at the link:

 [ajax.systems/support/devices/spacecontrol/](https://ajax.systems/support/devices/spacecontrol/)



## Key features


 Build-in panic button in case of emergency

 Indication of command execution by LED

 Remote control and setup via the app

 Double or long press against accidental activation

 Connecting via QR code




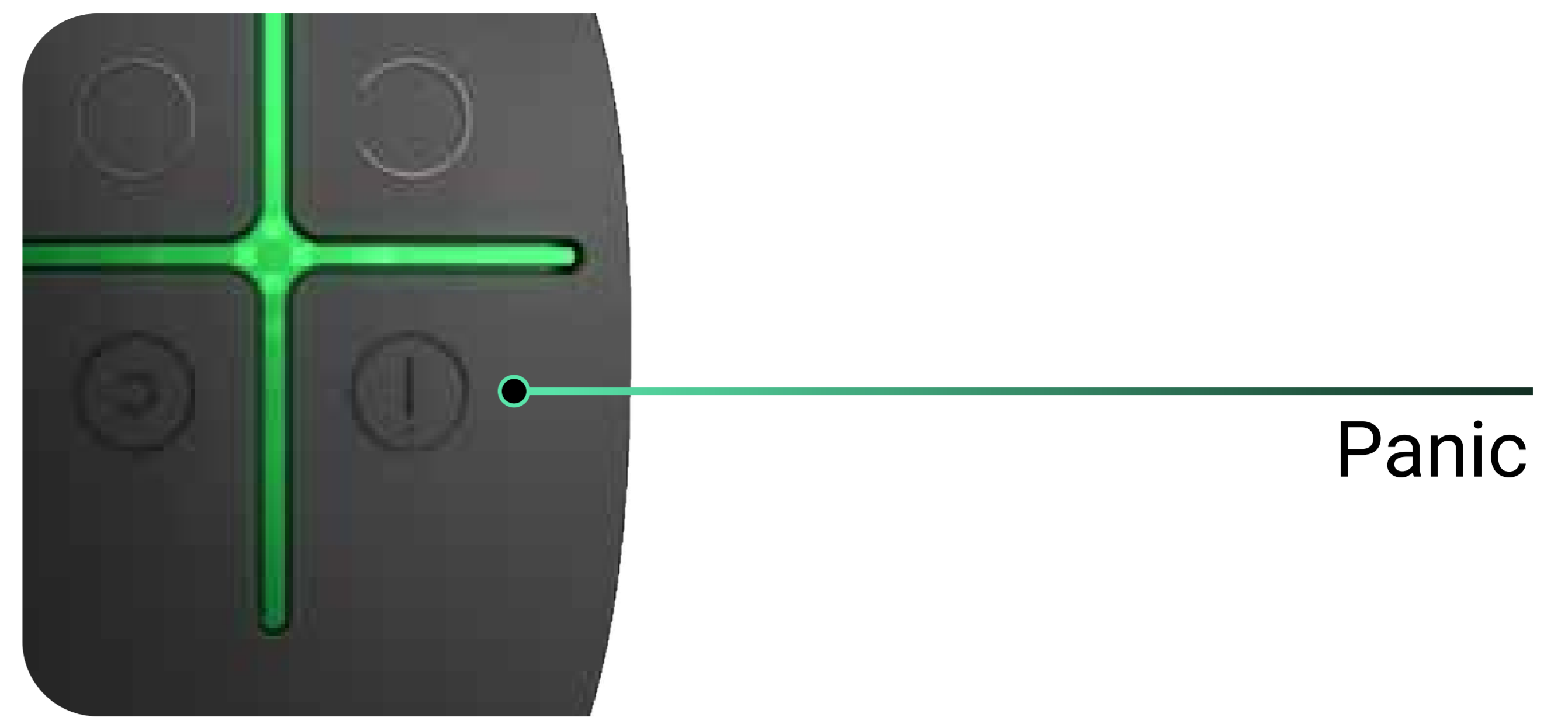
## Security modes control

With SpaceControl, users can arm, disarm and activate the **Night mode** for the entire system. The key fob can also be configured to manage a separate security group.

The device can be assigned to a user. In this case, SpaceControl will have the same security modes management rights as the user.

## Panic button

In case of an emergency, the user can press the built-in panic button and notify the security company monitoring station (CMS) and users about the dangerous situation. This ensures a fast and accurate response to the threat.



## Protection against accidental pressing

In the Ajax app, a long or double press can be configured to exclude accidental activation of SpaceControl buttons while carrying it in a pocket or bag. Users do not need to worry about false panic alarms or incidental disarming.



**Jeweller**

**communication technology**



**Jeweller** is a radio protocol for fast and reliable two-way communication between hub (or range extender) and connected devices. The protocol provides a wireless radio communication range with SpaceControl **up to 1300 meters**. This communication range allows using the Ajax security system even on large-scale objects.

Jeweller is responsible for transmitting alarms and commands. Thanks to Jeweller, users and the monitoring station can always see the current status of SpaceControl and the security mode of the system in Ajax apps.

## Quick pairing with the system

The device connects to the Ajax security system in less than a minute. An installer needs to open the Ajax app, scan the QR code, add the device to the room and assign it to the user or a security group if needed. The key fob is configured remotely: the installer does not need to visit the facility to change key fob settings.

No need to disassemble the enclosure: replaceable batteries are pre-installed. With a special handler, SpaceControl can easily be attached to a key ring and carried around with the set of keys in a bag or a pocket.

# Technical specifications

Communication with control panel or range extender

 **Jeweller communication technology**

**Frequency bands**

866.0–866.5 MHz

868.0–868.6 MHz

868.7–869.2 MHz

905.0–926.5 MHz

915.85–926.5 MHz

921.0–922.0 MHz

Depends on the region of sales.

**Maximum effective radiated power (ERP)**

Up to 20 mW

**Communication range**

up to 1,300 m

Without obstacles.

Compatibility

**Hubs**

all Ajax hubs

**Range extenders**

all Ajax radio signal range extenders

Compliance with special fire standards

EN 50131 (Grade 2)  
PD 6662:2017

Features

**4 buttons**

Arm

Disarm

Night mode

Panic

Panic button can be deactivated by PRO or a user with admin rights in the Ajax apps.

**LED indication**

green and red

SpaceControl reports its status only after any button is pressed.

**Protection against accidental press**

double or long press

Configured by the PRO or user with admin rights in the Ajax apps.

<p>Anti-sabotage protection</p>	<p><b>Protection against spoofing</b> device authentication</p>	<p>Power supply</p>	<p>1 × CR2032 battery Up to 5 years of battery life.</p>
<p>Enclosure and installation</p>	<p><b>Dimensions</b> 65 × 37 × 10 mm</p> <p><b>Weight</b> 13 g</p> <p><b>Operating temperature range</b> from -25°C to +50°C</p> <p><b>Operating humidity</b> up to 95%</p> <p><b>Protection class</b> IP50</p> <p><b>Colours</b> Black White</p>	<p>Complete set</p>	<p>SpaceControl Jeweller 1 × CR2032 battery Pre-installed Quick Start Guide</p>